





## Houston-Louis Stokes Alliance for Minority Participation: Findings from 17 years of a Multi-institutional Consortium Focused on Building Minority Student Success in STEM

Dina Ghazzawi   
*University of Houston*

Donna Lynn Pattison   
*University of Houston*

Catherine Horn   
*University of Houston*

Bobby Wilson   
*Texas Southern University*

### ABSTRACT

This rich, longitudinally descriptive study provides an examination of program outcomes, student characteristics, and workforce outcomes of the Houston-Louis Stokes Alliance for Minority Participation (H-LSAMP) program. Utilizing data from the University of Houston's Education Research Center, this study offers a detailed analysis of the long-term effects of participation in the H-LSAMP program, from high school to university and into the workforce. Findings from this study revealed that only 25% of the high school campuses attended by H-LSAMP students had a high proportion of economically disadvantaged students. In addition, nearly 75% of undergraduate students enrolled in the program graduated within the timeframe of the study, half of which were from Black and Latinx backgrounds.

*Keywords:* science education, student success, achievement gap, underrepresented racial minorities

### Introduction

Wide disparities in science, technology, engineering, and mathematics (STEM) degree attainment across race and ethnicity remain a persistent concern across the nation (Dika & D'Amico, 2016; Hurtado et al., 2010; National Board of Sciences, 2010; Riegle-Crumb et al., 2019). Despite the nation's shifting demographics, student achievement in STEM fields fail to reflect the diverse backgrounds of the population (Allen-Ramdial & Campbell, 2014; James & Singer, 2016).

Under-represented minority (URM) students in the United States are formally defined as those students from Black, Mexican American, American Indian, Hawaiian Native, Alaskan Native, or Mainland Puerto Rican backgrounds (Association of American Medical Colleges, 2003; Page et al., 2013). Although they enter STEM majors with the same degree of interest as their peers, attrition rates among under-represented minority students are much higher (Chang et al.,

2014; Chen, 2013; National Academies of Sciences, Engineering and Medicine, 2016). For Black and Latinx Students, 6-year STEM undergraduate degree completion rates are 22% and 29%, respectively, compared to 43% for White students (National Academies of Sciences, Engineering and Medicine, 2016). According to a recent report by the U.S. Bureau of Labor Statistics (2021), employment in STEM occupations is projected to increase by approximately 8% by 2029, demanding an approximate increase of 80,000 jobs in the STEM workforce. National data project that by the year 2060, almost two-thirds of the U.S. population's youth will be of color (U.S. Census Bureau, 2019). Despite advances in efforts directed towards increasing diversity among the nation's STEM workforce, there still remains wide disparities in the diversity of the STEM workforce compared to that of the general population (National Center for Science and Engineering Statistics (NCSES), 2021). Although Latinx and Black students making up 18.5% and 13.4% of population demographics, respectively, only 15% and 9% of STEM undergraduate degrees were awarded to Latinx and Black students in the 2018/2019 academic year (NCSES, 2021). As the U.S. is rapidly transitioning into a non-White majority nation, these findings clearly portray the importance of URM students' educational outcomes and success in STEM to the nation's economic vitality and global prominence (National Academies of Sciences, Engineering and Medicine, 2016).

URM students face a multitude of challenges and barriers in their journey toward STEM degree completion (Chen et al., 2014). Lack of academic pre-college preparation, lack of support from faculty and peers, as well as alienation and racism have been identified as some of the barriers faced by minority students in STEM (Strayhorn, 2013). In addition, research studies suggest URM students, particularly first-generation, low-income students, are more likely to experience financial burdens as a result of the high cost of pursuing a STEM degree (Hurtado et al., 2010; Stephens et al., 2012). Consequently, economically disadvantaged URM students are more likely to take on debt and work in order to afford their living and tuition expenses compared to their peers (Stephens et al., 2012). Such pressures play a significant role in STEM attrition rates among URM students, as well as their adjustment and sense of belonging to their campus culture (Hurtado et al., 2010).

Another major barrier faced by URM student populations is the inadequate academic preparation they may receive in high school, particularly in the areas of mathematics, lowering their odds of persisting through their STEM degree (Chang et al., 2014; Lisberg & Woods, 2018; Riegle-Crumb et al., 2019). The wide disparities in academic preparation contribute not only to the significantly higher attrition rates among URM populations, but also create an unequal playing field among students even prior to their admission into college (Lisberg & Woods, 2018; Riegle-Crumb et al., 2019). A significant body of research highlights the vital role of student's precollege academic background on their success in STEM fields (Crisp et al., 2009; Saw et al., 2018; Shaw & Barbuti, 2010). Rigorous course-taking in math, particularly in the first year of study, can have a significant effect on a student's likelihood of persisting in a STEM degree (Chen, 2013; Whalen & Shelley, 2010).

The nation's economic prominence and position as a leader in STEM fields, along with innovation and technology, is inextricably linked to the quality, skill and diversity of its workforce. Improving the nation's STEM workforce has transcended merely increasing quantity and skill. In the current technological landscape, advances and discoveries in science thrive on teamwork and diverse skills and perspectives (National Board of Sciences, 2010). Approximately 99% of jobs in the STEM workforce require a post-secondary degree (Fayer et al., 2017). To meet this increasing demand, significant efforts must be made to recruit, retain, and assist students from URM backgrounds to successfully complete college and enter the STEM workforce (Holden et al., 2010).

Over the past decade, STEM intervention programs around the nation have embarked upon substantive efforts to increase the enrollment and collegiate success of under-represented minority students in STEM majors (Gilmer, 2007; LaCourse et al., 2017). The Houston-Louis Stokes Alliance for Minority Participation (H-LSAMP) represents a multi-institution alliance designed primarily to improve URM student persistence and graduation in STEM. Supporting research highlights the importance of STEM intervention programs at increasing the academic preparation, retention, and student success of URM students in STEM fields (Carpi et al., 2017; Jackson & Winfield, 2014). Furthermore, research emphasizes the value of certain intervention experiences in successful career outcomes of graduates (e.g., Griffith, 2010; Pascarella & Terenzini, 2005; Xu, 2013). For instance, extant literature on features of successful STEM intervention programs highlights their ability to foster minority students' sense of science identity and self-efficacy (Carlone & Johnson, 2007; Espinosa, 2011; Robinson et al., 2019). Xu (2013) found that science identity values among minority students were a significant predictor of STEM career retention. In addition, the academic support provided through STEM intervention programs, in the form of mentorship, advising, and academic preparation in math, play an integral role in STEM career pathway retention, particularly among under-represented student populations (Jelks & Crain, 2020; Stipanovic & Woo, 2017; Xu, 2013). With this evidence in mind, this study aims to demonstrate program achievements of the H-LSAMP in terms of bachelor, graduate degree attainment, and workforce outcomes across various socio-demographic and pre-college characteristics.

## **H-LSAMP**

### **About the Alliance**

The H-LSAMP program was established with the goal of increasing the number of qualified URM students who earn a baccalaureate degree in the STEM fields. As a partnership, H-LSAMP particularly strives to prepare minority students with the academic and career skill-sets to successfully pursue a graduate degree and/or career in a STEM field by working towards eliminating the two well-documented causes of attrition in STEM fields at the University level: financial need and academic support. To increase diversity among the STEM workforce, and bring its numbers in line with population demographics, the consortium relies on empirical research on student retention, academic integration, and collaborative research to guide program initiatives and components most beneficial to minority students' academic achievement.

At its core, H-LSAMP was founded with the goal of providing academic support to increase student retention. To achieve this enrichment core, program components reflect the principles of Treisman (1992), centered on collaborative learning communities (CLC), that promote academic integration and sense of belonging among URM students. Research highlights the tendency of URM students to self-isolate from peers, depending on themselves to succeed through their academic journey (Treisman, 1992). The CLC model emphasizes the added value of peer group learning techniques, faculty mentorship, and academic supplementary support on URM academic achievement and persistence in STEM. The success of the CLC model in promoting the academic integration, sense of belonging, and academic achievement of URM students is well-documented and has been widely implemented in various institutions across the nation (Bonsangue et al., 2018; Chinn et al., 2007; Drew, 2011; Duncan & Dick, 2000). Guided by the CLC model, partner institutions dedicate significant resources to provide H-LSAMP scholars with the right academic success skills that enable them to succeed in their respective STEM major, and withstand the various pressures associated with pursuing a degree in STEM. At every partner institution, a dedicated space is provided for H-LSAMP students to gather, study and attend workshops. In addition, partner institutions provide student skills training, which

assists students in building better study habits and time management skills, goal setting capabilities, and communication skills. Personal and professional development workshops are also offered to provide support in areas such as student commitment to their major and career, as well as work ethics, behaviors, and attitudes.

In terms of core academic development, collaborative learning experiences are promoted through both formal and informal group learning practices, peer-facilitated workshops, both peer and faculty mentors, and tutors. Peer and faculty mentorship is a crucial component of the H-LSAMP program, particularly in its benefit for URM student success, academic integration, and sense of belonging (Holland et al., 2012; Kendricks et al., 2013). Collective research findings emphasize the importance of faculty mentorship in predicting minority student academic performance in STEM (Kendricks et al., 2013, Wilson et al, 2010). In addition, informal peer mentors can also ease the transition of students into their STEM field of study, and increase the sense of camaraderie among students, which ultimately builds URM students' socio-academic integration and sense of belonging to their academic community (Carlone & Johnson, 2007; Holland et al., 2012).

### Program Components

Components of the program are carefully designed to recruit, prepare and support high school students and incoming freshmen from disadvantaged, under-represented backgrounds.

- 1) **High School Recruitment:** the alliance focuses on active recruitment efforts directed towards high schools with a high percentage of minority enrollment. These include recruitment efforts targeted towards high school counselors and events such as College Night Out, that attract students from across the state. In addition, the alliance connects with schools on a yearly basis to participate in STEM competitions that motivate students' interests in STEM fields.
- 2) **Summer Camps:** each year, the alliance conducts engineering camps that introduce both middle and high school students to different engineering fields and careers through hands-on experience and conversations with industry leaders and professors.
- 3) **Pre-freshman Enrichment Program (PREP):** to combat inadequate pre-college academic preparation, particularly in the areas of mathematics, the alliance runs a yearly, academic intensive, seven-week program for high school students aiming to enter a STEM college major. The program includes SAT preparation and science workshops, collaborative learning environments, and STEM career awareness talks to introduce and prepare potential students for a successful career in their chosen STEM field.
- 4) **Summer Bridge Program:** focused on increasing the first-year success of at-risk students enrolled in STEM fields, the summer bridge program provides an intensive month-long calculus preparation, followed by four more weeks of course work that stimulates their readiness for university courses. Through the use of self-guided studying, collaborative learning environments, mentorship, and additional faculty support and guidance, the summer bridge program provides at-risk students with invaluable preparation and skills to persist through their STEM degree.
- 5) **Financial Support and Assistantships:** Students participating in the H-LSAMP are awarded stipends based on their academic credentials and financial need. Despite the strong academic support offered through the H-LSAMP program, research strongly suggests that socio-economic difficulties are the main force behind student attrition rates in STEM fields (Barton, 2003; Malcom & Dowd, 2008). Stipends are awarded annually, for up to five years, and are contingent upon students' active participation in the H-LSAMP program activities. In

addition, and in line with the collaborative learning model which encourages social integration among students, level one students funded through stipends are encouraged to offer three hours each week to the learning community. Such support could be in the form of a workshop facilitator, tutor, or computer lab assistant.

Collectively, the different elements within the H-LSAMP program work in tandem to equip high school graduates and freshmen students with the foundational tools, as well as the academic and financial support to prepare them for success in their respective STEM majors and a seamless transition into the STEM workforce.

### **Purpose of the Study**

This study provides a rich descriptive longitudinal study of the graduation and workforce outcomes of students enrolled in the H-LSAMP program from the first graduating cohort in the 2004/2005 academic year until 2019/2020. As part of a broader set of on-going longitudinal studies that examine program participation effects on student success outcomes, this study provides essential foundational understanding of H-LSAMP program components, initiatives, and outcomes related to student achievement, retention, and graduation. This study will provide the foundational descriptive basis for which future, more detailed analyses of the impact of math and financial support, among other variables, could potentially impact student success. Despite the program being in effect for over 20 years, few studies have explored overall, multi-institutional program impacts in terms of degree completion, and matriculation to graduate school and workforce outcomes. This study uniquely adds to the existing body of literature on STEM intervention outcomes by tracking students' progress, graduation outcomes, and mobility across an extended period of time and across multiple participating institutions in a single urban area. Such expansive data availability lends the study the ability to follow H-LSAMP scholars from high school and into the workforce, offering a broad yet detailed description of program outcomes over time. In particular, our study addresses the following research questions:

- 1) Descriptively, to what extent do H-LSAMP graduates come from economically disadvantaged high-school backgrounds?
- 2) What are the H-LSAMP undergraduate and graduate degree outcomes, particularly across race, field of study, and gender?
- 3) To what extent do intervention efforts lead to careers in STEM fields as identified by the Standard Industrial Classification (SIC) codes?

### **Theoretical Framework**

The development of the H-LSAMP was empirically supported by Treisman's (1992) Mathematics Workshop Model. The model centralizes around characterizing and promoting minority students' academic skills in both mathematics and science courses, through the establishment of a collaborative learning environment with a strong and supportive peer network. Treisman's model is founded upon concepts of sense of belonging and academic integration, enabling minority students to learn science and mathematics in a more effective manner through implementing various support resources for these students, including advising support, peer led team learning, and faculty mentorship. The model was initially implemented at the University of California, Berkeley, and led to successful academic outcomes among participants of the program. Subsequently the program, along with the collaborative learning techniques, have been successfully implemented in various other STEM intervention programs across the nation (Chin et al., 2006; Duncan & Dick, 2000). To that end, the

concepts of Treisman's model, along with the supporting evidence of the success of undergraduate STEM intervention programs on the retention and graduation of minority students, provide a conceptual lens from which to assess the success of the program at supporting minority student success in STEM.

### **Data Source & Methods**

Data for this rich, longitudinally descriptive study were obtained through the University of Houston's Education Research Center, which contains key longitudinal student-level information obtained from the state education agencies, higher education agencies as well as the state workforce commission. The data sample used for this analysis contained graduates from the H-LSAMP program beginning from the first undergraduate graduating class in 2004/2005 until 2019/2020 (n=2,044). Participant data analyzed in this study was limited to level-one H-LSAMP students, who were funded by the H-LSAMP program across the consortium's partner institutions. Using data from the University of Houston's Education Research Center, this study allowed for the tracking of students over time using longitudinal data beginning from high school, to higher education, and into the workforce.

### **Data Analysis**

Given that the scope of this study is to provide a rich descriptive analysis of H-LSAMP student characteristics and graduation outcomes, data analysis involved the process of descriptive statistics in the form of cross-tabulations and frequency tables to assess the proportion of H-LSAMP graduating students across major, race, and similarly across workforce occupation. To assess the percentage of H-LSAMP students from disadvantaged backgrounds, school accountability ratings were merged with graduation data in order to match H-LSAMP students with their respective high school campus and rating. Finally, H-LSAMP graduation files were merged with workforce data, where SIC codes were identified to describe the workforce occupation of students following their completion of the program.

### **Limitations**

Although this study presents data indicative of students' postsecondary and workforce outcomes, results of this analysis only provide data for students who remained in the state after graduation. For this reason, students who pursued graduate degrees in other states would not be captured in this analysis. Therefore, graduate degree outcomes presented in this study may not be an accurate representation of program results outside of the state. In addition, though a key indicator of students' socio-economic status, pell eligibility of H-LSAMP scholars could not be captured in this analysis due to the abundance of missing data in this field. Several research studies posit that this is due to the reduced likelihood of students, particularly those from socio-economically disadvantaged backgrounds, to file the Free Application for Federal Student Aid (De La Rosa, 2006; Feeney & Heroff, 2013). For this reason, the lack of inclusion of pell eligibility status limits the results of this analysis. However, other indicators of socio-economic status were included such as high school accountability ratings, and the proportion of economically disadvantaged students at high school campuses. One of the main objectives of the program, and similar STEM intervention programs across the nation, is to equip students with the financial and academic support needed to access and successfully complete a STEM undergraduate degree (Lisberg & Woods, 2018). Recruitment initiatives for the H-LSAMP undertaken by program administrators focus on targeting students from economically disadvantaged backgrounds (Ghazzawi et al., 2021). Despite the unavailability of precise

data on student socio-economic status, this study uses the increased probability of consortium students being from socio-economically disadvantaged backgrounds as a proxy for financial need.

## Results

Findings from this study found that the majority of high school campuses (67%) attended by H-LSAMP students had a favorable accountability rating. In addition, only 25% of high school campuses attended by H-LSAMP scholars had a high proportion of economically disadvantaged students. Under-graduate degree outcomes portrayed that approximately half of all H-LSAMP graduates were from Black and Latino backgrounds. Results also showed that nearly half of all under-graduate degrees obtained were in the field of Natural Science and Mathematics (NSM), and 34.5% of under-graduate degrees were obtained in Engineering fields. In terms of graduate degree outcomes, our findings indicate that 319 H-LSAMP undergraduates went on to pursue graduate degrees, 56% of which were in STEM fields of study. Finally, analysis of workforce outcomes demonstrated that 38% of H-LSAMP graduates were employed in STEM or STEM-related occupations, while 62% were not.

### Research Question 1: High School Background, Accountability Ratings and Socio-economic Status

Given supporting evidence of the association between high-school academic experiences and collegiate success of minority students, an important component of this descriptive study involved the overview of high school accountability ratings as well as the percentage of economically disadvantaged students enrolled at those campuses attended by H-LSAMP scholars. Minority students are more likely to attend schools with a lower socio-economic status (Goldsmith, 2011), inevitably leading to a lack of resources and less instruction in advanced courses such as mathematics and science (Martinez & Guzman, 2013). As one of the major recruitment objectives of the alliance is to reach minority students from economically disadvantaged, low-performing high schools, descriptive data concerning the high school background of H-LSAMP scholars offers key indicators on the extent to which recruitment tactics are targeting the intended student population.

State campus accountability ratings were collected for the 2018/2019 academic year. These ratings evaluate school performance based on student achievement, school progress, and closing gaps across racial ethnic groups. Children at Risk (n.d.) ranks campuses according to student achievement, with a particular attention to student performance comparisons across campuses with similar low-SES levels, as well as student growth and college readiness. Campuses also receive an overall rating ranging from A to D, and an F rating is assigned to those campuses that did not meet performance criteria to earn at least a D rating (Texas Education Agency, 2021). High school campus ratings of H-LSAMP scholars are presented in Table 1. In addition to campus accountability ratings, descriptive data concerning the percentage of economically disadvantaged students at each campus were collected. Results are presented in Table 2. A total of 265 high school campuses were rated, including 18 campuses with ratings unavailable during 2019. Approximately 25% of high school campuses received a rating of C or below, while 67% of campuses received a rating of B- or higher.

Table 2 represents the proportion of campuses with above 75% of students from socio-economically disadvantaged backgrounds. The cut-off rate of 75% was chosen for the purpose of this study in accordance with the National Center for Education Statistics (2021) as a proxy to identify high-poverty schools. Results demonstrate that nearly 25% of high school campuses attended by H-LSAMP graduates had a high percentage of economically disadvantaged students, while the majority of high school campuses (75.5%), had a low percentage of economically disadvantaged students.

**Table 1***H-LSAMP Scholars High School Campus Ratings*

<b>Accountability Rating</b>	<b>N</b>	<b>%</b>
A	46	17.4
A-	21	7.9
B	64	24.2
B-	46	17.4
C	21	7.8
C-	30	11.3
D	13	4.9
D-	*	*
F	*	*
N/A	18	6.8
Total	265	

*Note.* \*Data value was masked due to small sample size

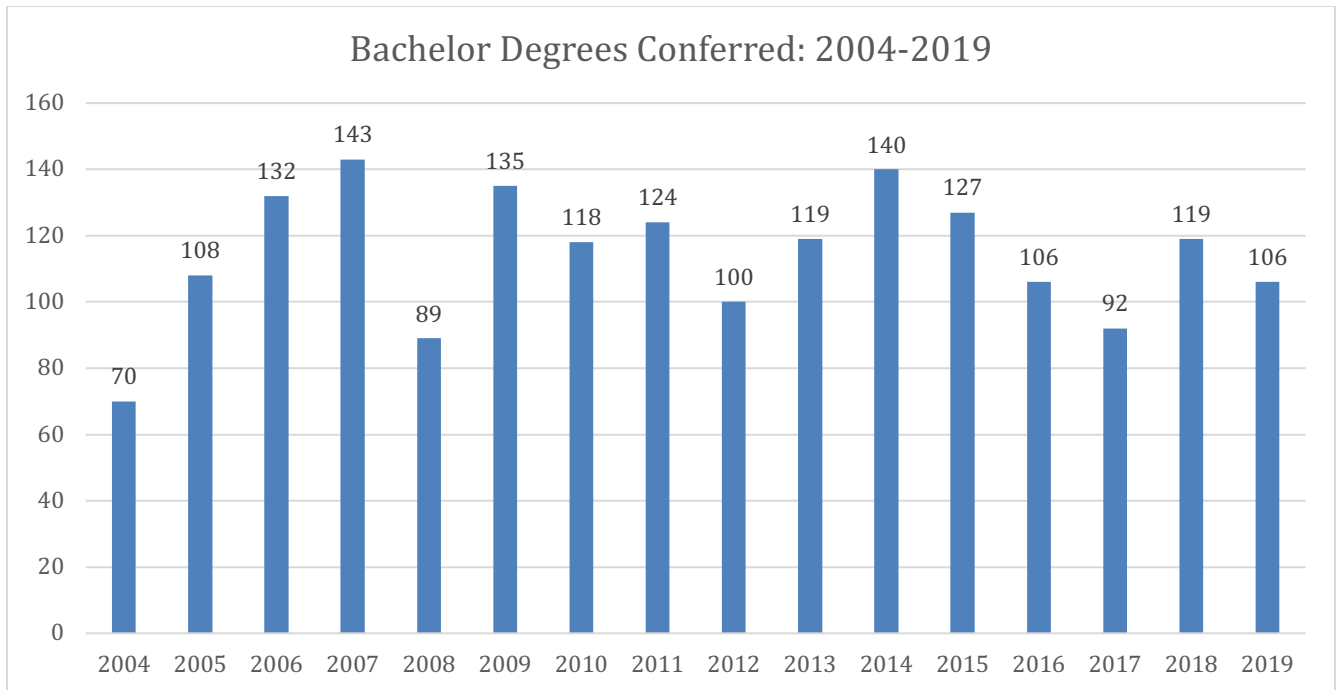
**Table 2***Proportion of Economically Disadvantaged Students – High School Campuses Attended by H-LSAMP*

<b>Percentage of Economically Disadvantaged Students at High School Campus</b>	<b>N</b>	<b>%</b>
Below 75%	200	75.5
Above 75%	65	24.5
Total	265	

### **Research Question 2: Undergraduate and Graduate Degree Outcomes**

As of the 2019/2020 academic year, there was a total of 2,839 students enrolled in the program. Approximately 74% of students graduated over the course of the timeframe of this study (2004-2020). The H-LSAMP has graduated 2,044 level one students with bachelor's degrees. Approximately 46% of graduates were female and 54% were male. Nearly 50% of bachelor's degree recipients were from Black and Latino backgrounds. Figure 1 presents the number and percentage of bachelor degrees conferred each year from 2004-2019. Table 3 presents the percentage of graduates from each racial/ethnic category. The percentage of graduates varied over time, likely due to a number of factors such as changes in level of financial support between entities such as the National Science Foundation, corporate sponsorship, donor and institutional financial support, which has a subsequent effect on cohort sizes each year.



**Figure 1***Bachelor Degrees Conferred by the H-LSAMP: 2004 -2019*

*Note.* Bachelor degrees conferred (all degrees) includes H-LSAMP students. Copyright 2020 by the Urban Education Research Center.

The largest proportion of H-LSAMP scholars were Black students, accounting for approximately 27% of total enrollment in the program, followed by Latino students (23%). Asian students made up 18% of total enrollment, followed by White students (9%). Degree completion mirrored program participation. See Table 3 for this information.

**Table 3***Bachelor Degree Recipients by Race*

<b>Race</b>	<b>N</b>	<b>%</b>
White	182	8.9
Black	551	26.9
Latinx	478	23.4
Asian	370	18.1
Other	463	22.7

Over 50% of bachelor degree recipients graduated in the field of NSM, and approximately 34.5% of recipients graduated with a major in Engineering. Only 8.5% of degrees awarded were in non-STEM fields of study. Bachelor's degree recipients by major/field of study are displayed in Table 4.

**Table 4***Bachelor Degree Recipients by Major/Field of Study*

	Frequency	%
<b>NSM</b>	1,042	51.0
<b>Engineering</b>	706	34.5
<b>Computer/Technology</b>	123	6.0
<b>Other/non-STEM</b>	173	8.5

Table 5a presents the proportion of students enrolled by major/field of study according to ethnicity. As shown in the table, approximately 55% of Black students and 40% of Latinx students were enrolled as NSM majors. Nearly 46% of Latinx students were enrolled in engineering degrees, while 24% of Black students chose engineering as a major. Table 5b displays bachelor's degree recipients by field of study and gender. In total, 54% of H-LSAMP undergraduate scholars were male and 46% were female. A larger proportion of bachelor degree recipients in NSM were female (56.8%), while 43% were male. A higher percentage of males received Engineering undergraduate degrees (69.5%), compared to females (30.5%).

**Table 5a***Bachelor Degree Recipients by Major/Field of Study and Race*

<b>Race</b>	<b>NSM</b>	<b>Engineering</b>	<b>Computer Science</b>	<b>Other/Non-STEM</b>	<b>Total</b>
	<b>N</b>	<b>N</b>	<b>N</b>	<b>N</b>	<b>N</b>
	<b>%</b>	<b>%</b>	<b>%</b>	<b>%</b>	<b>%</b>
White	84 46.2	80 43.9	9 4.9	9 4.9	182 100
Black	303 54.9	131 23.8	53 9.6	64 11.6	551 100
Latinx	187 39.1	219 45.8	22 4.6	50 10.5	478 100
Asian	225 60.8	114 30.8	12 3.2	19 5.1	370 100
Other	243 52.5	162 34.9	27 5.8	31 6.7	463 100

**Table 5b***Bachelor Degree Recipients by Major/Field of Study and Gender*

Gender	NSM	Engineering	Computer Science	Other/non-STEM	Total
	N %	N %	N %	N %	N %
Female	592 56.8	215 30.5	37 30.1	96 55.5	940 45.9
Male	450 43.0	491 69.5	86 69.9	77 44.5	1,104 54.0

### *Graduate Degree Outcomes*

As of the 2019/2020 academic year, 319 graduates from the H-LSAMP have successfully gone on to complete advanced degrees from state institutions, including 290 Master's degrees and 29 PhD degrees. In addition, 49 students received advanced graduate degrees in Pharmacy, Optometry, and Medicine. Approximately 56% of Masters degrees obtained were in STEM fields of study, including 32% of Masters degrees obtained in majors from NSM, 23% Engineering, and nearly 4% in Computer Science. Over half of PhD degrees awarded (55%) were in NSM fields. Among graduate degree recipients, nearly 35% of master's degree graduates and 48% of PhD graduates were Black, while 22% of master's degree recipients were Latinx students. Table 6 presents graduate degree outcomes by race.

**Table 6**

### *Graduate Degree Outcomes by Race*

Degree Conferred	White	Black	Latinx	Asian	Other	Total
	N %	N %	N %	N %	N %	
Masters	19 6.6	103 35.3	65 22.4	31 10.7	72 24.8	290
PhD	* *	14 48.3	* 3.5	7 24.1	* *	29
Pharmacy/Optometry/Medical Degrees	* *	16 32.7	* *	23 47.0	6 12.2	49

*Note.* \*Data value was masked due to small sample size

### **Research Question 3: Workforce Outcomes**

To examine the workforce outcomes of H-LSAMP STEM scholars after matriculation from college, graduation files were merged with data from the Workforce Commission enabling this study to track data on the industry that students were working in based on their corresponding SIC code. Although this data provides the study with a wealth of information on career trajectories, a limitation to the results of this study is that the precise occupation of each student is not available. Consequently, our findings present workforce outcomes by industry level which may or may not accurately represent STEM-related careers within these industries. For instance, while education may not traditionally be

defined as a STEM field of study, teachers of advanced biology, chemistry, or mathematics high school courses could potentially be categorized as working in a STEM field. With the inability to accurately account for these differences in mind, this section provides an overview of the industry outcomes of scholars after their entry into the state workforce. Table 7 presents the percentages of H-LSAMP graduates, who graduated in a STEM field of study, employed in both STEM and non-STEM related industries. As a whole, 25% of H-LSAMP STEM graduates in the state's workforce were employed in STEM occupations, while 75% of the graduates were not.

**Table 7***H-LSAMP Graduates- Workforce Occupation Industries*

<b>Industry</b>	<b>N</b>	<b>%</b>
Farming <sup>1</sup>	*	*
Oil/Natural Gas & Liquid Extraction <sup>1</sup>	23	1.44
Construction <sup>1</sup>	36	2.25
Transport and Product Manufacturing <sup>1</sup>	122	7.62
Wholesale, Retail & Entertainment <sup>2</sup>	703	43.88
Banking and Business Services <sup>2</sup>	168	10.49
Computer Related Services <sup>1</sup>	114	7.12
Medical Related Services <sup>1</sup>	112	6.99
Education & Public Service <sup>2</sup>	287	17.92
Engineering <sup>1</sup>	*	*
Unknown/Other <sup>2</sup>	35	2.18
<b>Total</b>	<b>1,602</b>	<b>100</b>

*Note.* \*Data value was masked due to small sample size

<sup>1</sup> STEM industry

<sup>2</sup> non-STEM industry

## Discussion

### Program Successes

Results from this descriptive study provide a broad overview of the goals of the H-LSAMP since the first graduating cohort of scholars in 2004. Given that the goals of the consortium are centered around increasing the academic preparedness and number of URM students in STEM fields, the results of this study demonstrate that out of the 2,044 undergraduate degrees obtained, approximately 27% were awarded to Black students and 24% to Latinx students. These findings provide clear evidence of program participation effects on the graduation, retention, and academic success of URM students in STEM fields and support previous studies that have demonstrated successful program outcomes (e.g., Duncan & Dick, 2000; Jiang et al., 2005; Lisberg & Woods, 2018). Findings also provide evidence of the success of the alliance at assisting students to successfully matriculate into Masters and PhD programs in STEM fields of study. From a national perspective, the results of this study indicate the consortium supports the current imperative to produce a STEM workforce that truly mirrors the nations demographics (Stacy-Ann et al.; 2014; National Science Foundation, 2015). Given that part of the broader goals of the program, in line with national efforts, focus on creating a more level playing field for students from under-represented backgrounds, the

results from this study, particularly as they pertain to the high proportion of students of color successfully completing their degree, support the notion of expanding access to and completion of undergraduate and graduate degrees in STEM. A substantive body of literature highlights the wide racial disparities that exist in STEM degree enrollment and completion (McGee, 2020; National Academies of Sciences, Engineering, and Medicine, 2019). In addition, the general atmosphere of STEM degrees and professions are widely known to have a biased, strict, and highly competitive culture that negatively impacts minority students in particular (Leath & Chavous, 2018). To that end, the results of this study indicate that institutional and program components, along with the academic support and financial aid provided to students, play a significant role in degree completion and successful matriculation of URM students into a STEM graduate degree and eventually into the workforce.

### **Recruitment Efforts**

In terms of high school accountability ratings, results portray that a significant proportion of high school campuses from which H-LSAMP scholars graduated from were not classified as economically disadvantaged campuses. This does not necessarily mean individual students attending these schools were not themselves from low-income families, but it does raise the question of whether the participants being recruited are the ones most in need of the programming. Given that one of the major recruitment strategies of the alliance is to target students from primarily disadvantaged high schools, such findings highlight the need for further intentional recruitment efforts to reach students most in need of the financial assistance offered through the H-LSAMP program.

From an economic perspective, this study offers a preliminary understanding of intervention outcomes that could contribute to the upward economic mobility of disadvantaged and under-represented students (Xie & Killewald, 2012). Through learning mechanisms that focus on strong academic preparation in mathematics, financial and academic support in the form of peer and faculty mentorship, intervention programs such as the H-LSAMP are able to tackle the most significant elements that attribute to racial gaps in URM STEM degree attainment (Adelman, 2006; Chen, 2013; Lichtenberger & George-Jackson, 2013).

### **Implications**

Findings from this study provide evidence of the effectiveness of STEM intervention efforts in diversifying and increasing the proportion of URM students successfully enrolling and graduating from STEM fields of study. However, these results do not show the success of such programs at increasing the percentage of STEM graduates employed in STEM fields of study. To that end, in support of national efforts to diversify the STEM workforce in a way that reflects today's population demographics, intervention programs are advised to further strengthen program content and components to bolster career preparedness and job training opportunities that could help create stronger networking skills and connections otherwise unavailable to this sub-population of students (Jelks & Crain, 2020; Stipanovic & Woo, 2017).

### **Directions for Future Research**

Given the descriptive nature of this study, an ongoing set of studies are being conducted that utilize inferential inquiry to investigate program participation effects over time. Such analyses include

the use of propensity score matching to match H-LSAMP scholars with similar non-participants of the program based on a series of baseline characteristics, and subsequently measure program participation effects after matching on covariates (Ghazzawi et al., 2021). The advantage to using techniques such as propensity score matching is the reduction of selection bias, increasing the robustness of our analyses (Winship & Morgan, 1999). Additionally, further studies being conducted include examining the impact of program participation on the wage differentials of H-LSAMP scholars over time. These studies aim to contribute to the existing literature by offering empirically proven results that support continuous calls for intervention efforts across the nation. In addition, through the use of longitudinal data that follows students through their educational trajectory and into the workforce, these studies will uniquely contribute to the extant literature by highlighting pre-college, academic, and workforce characteristics most significant to successful student and labor outcomes.

### Conclusion

This study provides an essential foundational understanding of the outcomes of a multi-institutional consortium that strives to increase the academic achievement and completion rates of URM students enrolled in STEM fields. Through demonstrating both the outcomes and limitations of such programs, this study offers legitimacy to further increase efforts, both state and nationwide, in implementing STEM intervention programs that center around providing academic and faculty support, along with peer mentorship, to increase the representation of minority students in STEM.

*This work was supported by the National Science Foundation award #1911310.*

**Dina Ghazzawi** (dalghazzawi@uh.edu) completed her PhD in 2019 from the University of Houston in Higher Education Leadership and Policy Analysis. Her research interests focus on STEM intervention programs and examining longitudinal patterns related to program efficacy, particularly on under-represented student populations.

**Donna Lynn Pattison** (dpattison@uh.edu) serves as Assistant Dean for Student Success in the College of Natural Sciences and Mathematics at the University of Houston. She is also an Instructional Professor in the Department of Biology and Biochemistry. Dr. Pattison earned a PhD in Biochemistry and Cell Biology at Rice University. Her current work focuses on curriculum development and the study of the impact of changes in teaching practices, curriculum, and programming designed to improve student outcomes, particularly for students who are among the underserved.

**Catherine Horn** (clhorn2@uh.edu) is the Moores Professor of Educational Leadership and Policy Studies and Executive Director of the Institute for Educational Policy Research and Evaluation at the University of Houston. She is also the Director for the Center for Research and Advancement of Teacher Education and the University of Houston Education Research Center. Dr. Horn, who received her PhD from Boston College, focuses on the systemic influences of secondary and postsecondary assessment and related policies on the learning trajectories of students, particularly those traditionally underserved by the education and social sectors.

**Bobby Wilson** (bobby.wilson@tsu.edu) earned a BS degree in Chemistry from Alabama State University in 1966 and the MS degree in Chemistry from Southern University in 1972. He culminated his academic training by earning a Ph.D in Chemistry from Michigan State University in 1976. Dr. Wilson has distinguished himself as a professor, scientist and an administrator. Since 1976, Dr. Wilson has been employed at Texas Southern University in various positions from Assistant Professor to

Acting President. Currently, Dr. Wilson is the L. Lloyd Woods Professor of Chemistry and the Shell Oil Endowed Chaired Professor of Environmental Toxicology.

### References

- Adelman, C. (2006). *The toolbox revisited: Paths to degree completion from high school through college*. US Department of Education.
- Allen-Ramdial, S. A. A., & Campbell, A. G. (2014). Reimagining the pipeline: Advancing STEM diversity, persistence, and success. *BioScience*, *64*(7), 612-618.
- Barton, P. E. (2003). *Hispanics in science and engineering: A matter of assistance and persistence*. Educational Testing Service.
- Bonsangue, M. V., Drew, D. E., & Gilmore, M. W. (2018). The impact of a supportive community experience on African-American students. *Chemistry and Chemical Engineering, Learning Assistance Review*, *23*(2), 9-40.
- Carlone, H. B., & Johnson, A. (2007). Understanding the science experiences of successful women of color: Science identity as an analytic lens. *Journal of Research in Science Teaching*, *44*(8), 1187-1218.
- Carpi, A., Ronan, D. M., Falconer, H. M., & Lents, N. H. (2017). Cultivating minority scientists: Undergraduate research increases self-efficacy and career ambitions for underrepresented students in STEM. *Journal of Research in Science Teaching*, *54*(2), 169-194.
- Chinn, D., Martin, K., & Spencer, C. (2007, March). Treisman workshops and student performance in CS. Association for Computing Machinery Special Interest Group Computer Science Education, *39*(1), 203-207. <https://www.doi.org/10.1145/1227504.1227383>
- Chen, X. (2013). *STEM attrition: College students' paths into and out of STEM fields*. NCES 2014-001. National Center for Education Statistics.
- Chang, M. J., Sharkness, J., Hurtado, S., & Newman, C. B. (2014). What matters in college for retaining aspiring scientists and engineers from underrepresented racial groups. *Journal of Research in Science Teaching*, *51*(5), 555-580.
- Children at Risk. (n.d.). *Speaking out + Driving change for children*. Children at Risk. <https://childrenatrisk.org/>
- Crisp, G., Nora, A., & Taggart, A. (2009). Student characteristics, pre-college, college, and environmental factors as predictors of majoring in and earning a STEM degree: An analysis of students attending a Hispanic serving institution. *American Education Research Journal*, *46*(4), 924-942.
- De La Rosa, M. L. (2006). Is opportunity knocking? Low-income students' perceptions of college and financial aid. *The American Behavioral Scientist*, *49*(12), 1670.
- Dika, S. L., & D'Amico, M. M. (2016). Early experiences and integration in the persistence of first-generation college students in STEM and non-STEM majors. *Journal of Research in Science Teaching*, *53*(3), 368-383.
- Drew, D. E. (2011). *STEM the tide: Reforming science, technology, engineering, and math education in America*. JHU Press.
- Duncan, H., & Dick, T. (2000). Collaborative workshops and student academic performance in introductory college mathematics courses: A study of a Treisman model math excel program. *School Science and Mathematics*, *100*(7), 365-373.
- Espinosa, L. (2011). Pipelines and pathways: Women of color in undergraduate STEM majors and the college experiences that contribute to persistence. *Harvard Educational Review*, *81*(2), 209-241.
- Fayer, S., Lacey, A., & Watson, A. (2017). STEM occupations: Past, present, and future. *Spotlight on Statistics*, *1*, 1-35.

- Feeney, M., & Heroff, J. (2013). Barriers to need-based financial aid: Predictors of timely FAFSA completion among low-income students. *Journal of Student Financial Aid*, 43(2), 2.
- Ghazzawi, D., Pattison, D. L., Horn, C., Hardy, J., and Brown, B. (2021). Impact of an intensive multi-disciplinary STEM enrichment program on underrepresented minority student success. *Journal of Applied Research in Higher Education*. 14(2), 660-678.  
<https://www.doi.org/10.1108/JARHE-12-2020-0452>
- Gilmer, T. (2007). An understanding of the improved grades, retention and graduation rates of STEM majors at the Academic Investment in Math and Science (AIMS) program of Bowling Green State University. *Journal of STEM Education*, 8(1), 11-21.
- Goldsmith, P. R. (2011). Coleman revisited: School segregation, peers, and frog ponds. *American Educational Research Journal*, 48(3), 508-535.
- Griffith, A. L. (2010). Persistence of women and minorities in STEM field majors: Is it the school that matters? *Economics of Education Review*, 29(6), 911-922.
- Holland, J. M., Major, D. A., & Orvis, K. A. (2012). Understanding how peer mentoring and capitalization link STEM students to their majors. *The Career Development Quarterly*, 60(4), 343-354.
- Holden, J. P., Lander, E. S., & Varmus, H. (2010). *Prepare and inspire: K-12 education in science, technology, engineering and math (STEM) for America's future (Executive Report)*. Presidents' Council of Advisors on Science and Technology.  
<http://www.whitehouse.gov/administration/eop/ostp/pcast/docsreports>
- Hurtado, S., Newman, C. B., Tran, M. C., & Chang, M. J. (2010). Improving the rate of success for underrepresented racial minorities in STEM fields: Insights from a national project. *New Directions for Institutional Research*, 2010(148), 5-15.
- Jackson, K. M., & Winfield, L. L. (2014). Realigning the crooked room: Spelman claims a space for African American women in STEM. *Peer review: emerging trends and key debates in undergraduate education*, 16(2), 9.
- James, S. M., & Singer, S. R. (2016). From the NSF: The National Science Foundation's investments in broadening participation in science, technology, engineering, and mathematics education through research and capacity building. *CBE—Life Sciences Education*, 15(3), fe7
- Jiang, X., Sarin, S., Williams, M., & Young, L. (2005). Assessment of the NC-LSAMP project: A longitudinal study. *Age*, 10, 1.
- Jelks, S. M., & Crain, A. M. (2020). Sticking with STEM: Understanding STEM career persistence among STEM bachelor's degree holders. *The Journal of Higher Education*, 91(5), 805-831.
- Kendricks, K., Nedunuri, K. V., & Arment, A. R. (2013). Minority student perceptions of the impact of mentoring to enhance academic performance in STEM disciplines. *Journal of STEM Education: Innovations and Research*, 14(2), 38-46.
- LaCourse, W. R., Sutphin, K.L., Ott, L.E., Maton, K.I., McDermott, P., Bieberich, C. Farabaugh, P., & Rous, P. (2017). Think 500, not 50! A scalable approach to student success in STEM." *BMC Proceedings*, 11(12) 105-115.
- Leath, S., & Chavous, T. (2018). Black women's experiences of campus racial climate and stigma at predominantly white institutions: Insights from a comparative and within-group approach for STEM and non-STEM majors. *The Journal of Negro Education*, 87(2), 125-139.
- Lichtenberger, E., & George-Jackson, C. (2013). Predicting high school students' interest in majoring in a STEM Field: Insight into high school students' postsecondary plans. *Journal of Career and Technical Education*, 28(1), 19-38.
- Lisberg, A., & Woods, B. (2018). Mentorship, mindset and learning strategies: an integrative approach to increasing underrepresented minority student retention in a STEM undergraduate program. *Journal of STEM Education*, 19(3), 14-20.



- Malcom, L. E., & Dowd, A. C. (2012). The impact of undergraduate debt on the graduate school enrollment of STEM baccalaureates. *The Review of Higher Education*, 35(2), 265-305.
- McGee, E. O. (2020). Interrogating structural racism in STEM higher education. *Educational Researcher*, 49(9), 633-644. <https://www.doi.org/10.3102/0013189X20972718>
- Martinez, S., & Guzman, S. (2013). Gender and racial/ethnic differences in self-reported levels of engagement in high school math and science courses. *Hispanic Journal of Behavioral Sciences*, 35(3), 407-427.
- National Academies of Sciences, Engineering, and Medicine. (2016). Barriers and opportunities for 2-year and 4-year STEM degrees: Systemic change to support students' diverse pathways. Author. <https://ebookcentral.proquest.com/lib/uh/detail.action?pqorigsite=primo&docID=455835>
- National Board of Sciences. (2010). *Preparing the next generation of STEM innovators: Identifying and supporting our nation's human capital*. National Science Foundation.
- National Center for Science and Engineering Statistics. (2021). *Science and engineering degrees by race and ethnicity of recipients*. National Science Foundation. <https://www.nsf.gov/statistics/degreerecipients/>
- National Center for Education Statistics. (2021). *Concentration of public-school students eligible for free or reduced-price lunch*. Author. <https://nces.ed.gov/programs/coe/indicator/clb>
- Page, K. R., Castillo-Page, L., Poll-Hunter, N., Garrison, G., & Wright, S. M. (2013). Assessing the evolving definition of underrepresented minority and its application in academic medicine. *Academic Medicine*, 88(1), 67-72.
- Pascarella, E. T., & Terenzini, P. T. (2005). *How college affects students: A third decade of research. Volume 2*. Jossey-Bass.
- Riegle-Crumb, C., King, B., & Irizarry, Y. (2019). Does STEM stand out? Examining racial/ethnic gaps in persistence across postsecondary fields. *Educational Researcher*, 48(3), 133-144.
- Robinson, K. A., Perez, T., Carmel, J. H., & Linnenbrink-Garcia, L. (2019). Science identity development trajectories in a gateway college chemistry course: Predictors and relations to achievement and STEM pursuit. *Contemporary Educational Psychology*, 56, 180-192.
- Saw, G., Chang, C. N., & Chan, H. Y. (2018). Cross-sectional and longitudinal disparities in STEM career aspirations at the intersection of gender, race/ethnicity, and socioeconomic status. *Educational Researcher*, 47(8), 525-531.
- Shaw, E. J., & Barbuti, S. (2010). Patterns of persistence in intended college major with a focus on STEM majors. *NACADA Journal*, 30(2), 19-34.
- Stephens, N. M., Townsend, S. S., Markus, H. R., & Phillips, L. T. (2012). A cultural mismatch: Independent cultural norms produce greater increases in cortisol and more negative emotions among first-generation college students. *Journal of Experimental Social Psychology*, 48(6), 1389-1393.
- Stipanovic, N., & Woo, H. (2017). Understanding African American students' experiences in STEM education: An ecological systems approach. *The Career Development Quarterly*, 65(3), 192-206.
- Strayhorn, T. L. (2013). Measuring race and gender differences in undergraduate students' perceptions of campus climate and intentions to leave college: An analysis in Black and White. *Journal of Student Affairs Research and Practice*, 50(2), 115-132.
- Texas Education Agency (2021). *2021 accountability manual*. Author. <https://tea.texas.gov/sites/default/files/chapter-1-2021-accountability-overview.pdf>
- Treisman, U. (1992). Studying students studying calculus: A look at the lives of minority mathematics students in college. *The College Mathematics Journal*, 5(23), 362-372. <https://doi.org/10.1080/07468342.1992.11973486>
- U.S. Bureau of Labor Statistics (2021). Employment in STEM occupations. Author. <https://www.bls.gov/emp/tables/stem-employment.html>

- Whalen, D. F., & Shelley, M. C. (2010). Academic success for STEM and non-STEM majors. *Journal of STEM Education, 11*(1), 46-60.
- Wilson, A., Sanner, S., & McAllister, L. (2010). An evaluation study of a mentoring program to increase the diversity of the nursing workforce. *Journal of Cultural Diversity, 17*, 144-150.
- Winship, C., & Morgan, S. L. (1999). The estimation of causal effects from observational data. *Annual Review of Sociology, 25*(1), 659-706.
- Xie, Y., & Killewald, A. A. (2012). *Is American science in decline?* Harvard University Press.
- Xu, Y. J. (2013). Career outcomes of STEM and non-STEM college graduates: Persistence in majored-field and influential factors in career choices. *Research in Higher Education, 54*(3), 349-382.